

Cisco Room Kit EQ



Contents

03	Product overview
05	Product features and benefits
07	Prominent features and differentiators
08	An affordable way to purchase hardware
09	Product specifications
21	Feature availability matrix
24	Ordering information
30	Warranty information
30	Cisco environmental sustainability
30	Cisco Service and Support
30	Cisco Capital
30	For more information



Cisco® Room Kit EQ is an AI-powered collaboration device solution bundle that includes the multi-lens Quad Camera, the powerful Codec EQ computing engine, and an intuitive touch controller to enable true-to-life video conferencing on any platform. It integrates with multiple external displays, microphones, speakers, and other conferencing peripherals while providing unparalleled camera and audio intelligence to create more inclusive video meetings and rich content experiences from large conference rooms, boardrooms, training rooms, and auditoriums.

Product overview

Cisco Room Kit EQ is a collaboration device bundle that is optimized for Cisco Rooms for Webex Meetings and powerful video interoperability with third-party meeting platforms, and will natively support the Microsoft Teams Rooms experience augmented with full-featured Webex meetings. This intelligent hardware offering delivers next-generation video and audio experience to enable more equitable and engaging meetings.

Room Kit EQ features the new Cisco Codec EQ, the ultimate AI-powered collaboration hub that brings more connectivity, support for next-generation AV over IP room accessories, robust computing power, and intelligence to modern meeting spaces. This is augmented with the multi-lens Cisco Quad Camera, which offers optimized, equitable camera views, high-performing UHD image processing, sharp focus, and stunning zoom capabilities.



Bring more equity and intelligence to your large workspaces

The system provides a distraction-free, elevated audio experience with a built-in speaker system, AI noise removal, and seamless connectivity with directional Cisco microphones and third-party audio systems so that everyone comes across loud and clear. Better still, it offers flexible configuration options via PoE, HDMI, USB and analogue connectivity to equip large spaces, stunning 4K content with industry-standard wireless sharing technologies, and powerful USB passthrough to turn your laptop into an instant studio with a single cable.

technologies, and powerful USB passthrough to turn your laptop into an instant studio with a single cable.

The Room Kit EQ provides optionality and extensibility with a highly modular setup to easily add touch controllers, cameras, speakers, microphones, and other room peripherals – easing the configuration and scaling of complex, multi-component audiovisual environments. This solution is rich in functionality and experience yet easy to deploy, maintain, and scale to your workspaces – and comes with unified cloud device management and workspace analytics in Control Hub.

Figure 1. The Cisco Room Kit EQ in a conference room with the Quad Camera, the table-stand Room Navigator, and the Cisco Table Microphone Pro.



Product features and benefits

FEATURE	BENEFIT
<p>Inclusive, cinematic video meetings</p>	<ul style="list-style-type: none"> • Powerful video conference device bundle optimized for large workspaces • Intelligent collaboration kit including the intelligent Quad Camera, the AI-powered Codec EQ, the Room Navigator control touch panel, and optional room peripherals • Integrated 80 MP camera system, loudspeaker system, and microphones (for speaker tracking) in the Quad Camera; available with other Cisco tracking camera bundles and can be extended with multi-camera scenarios. • Platform independence to run the full-featured Cisco Rooms or Microsoft Teams Rooms experience. • When configured for Cisco Rooms, it provides a seamless meeting-join experience for Webex meetings and third-party video interoperability with Microsoft Teams, Zoom, and Google Meet. • Sleek, elegant hardware design and intuitive software experience for more engaging and productive meetings • Brings optimized, inclusive camera views for more equitable video meetings, including Frames individual participant framing and People Focus on Webex dynamically optimized meeting layout. • Speaker tracking: Detects and provides a prominent view of the active speaker (with Quad Camera or Room Vision PTZ) • Automatic, AI noise removal blocks out disruptive sounds coming from the meeting room • Support for multi-camera Cross-view, Extended Speaker View, and Presenter and Audience view when deployed together with Cisco conferencing cameras for cinematic camera switching and enhanced equity for remote participants • 4K wireless content sharing via Webex, Miracast, and Apple AirPlay for exceptional presentations, or via a USB or HDMI cable
<p>Workspace intelligence</p>	<ul style="list-style-type: none"> • Uses ultrasound technology to automatically activate when someone walks into the room, and recognizes them through their mobile device • Supports the Cisco Room Navigator control unit: can be paired either with a table-stand controller, a wall-mount touch panel, or both in parallel for native conference controls, room controls, environmental monitoring, and room booking, and even direct access to your third-party workspace experience applications for space reservation, wayfinding, and digital signage • Provides intelligent people count based on presence sensors and custom macros, enabling alignment with safety guidelines and analytics for better resource planning • Enables smart customizations via macros and custom APIs, such as digital signage, custom alerts, and more to support internal communications, visitor management, safety, and well-being

FEATURE	BENEFIT
---------	---------

Smart integrations

- Can be paired with up to three screens to infuse crisp video and 4K content sharing into an immersive experience
- Connect your laptop with Codec EQ via a single USB-C to use the camera, microphones, and speakers of the device for an instant BYOD experience
- Supports dual content sources for local meetings
- View whiteboard content and annotations shared from Cisco Board Series, Cisco Desk Series, or the Webex App
- Automatic screen/display integration through HDMI CEC
- Connects with up to 3x Room Vision PTZ cameras over IP, and up to 3 cameras over HDMI. In addition, the system works with USB cameras.
- Integrates with up to 8x Cisco IP microphones (may require an Ethernet switch depending on the number of ports required)
- Supports third-party speakers, and other Cisco or third-party collaboration peripherals via PoE, USB, and analogue ports
- Supports Wi-Fi and Bluetooth® - Not available on Non Radio Version*
- Optimized for pairing with the Cisco Room Navigator touch panel to control the video conference, control room peripherals, add smart room booking, and run third-party workspace management applications

Built for cloud and premises

- Unified management, provisioning, monitoring, troubleshooting, analytics, and workspace insights in Control Hub
- Flexibility to register on-premises or in the Webex Cloud
- Hardware is optimized to run on a cloud platform for great experiences in shared rooms and spaces with easy access to hosted conferences
- Secure management, with end-to-end encryption when using Webex



Figure 2. Main components of the main Cisco Room Kit EQ bundle: Cisco Codec EQ, Cisco Quad Camera, and the Cisco Room Navigator touch controller

Cisco Room Kit EQ prominent features and differentiators

Recognized in the best meeting room solution in the UC Awards, the Cisco Room Kit EQ is the most advanced collaboration bundle, bringing more intelligence, usability, and equal meeting experiences to your large rooms. Video-enable your conference rooms and large workspaces at scale with a collaboration kit that's easy to deploy, engaging to use, and more affordable to maintain—creating a connected, intelligent workplace.

- **Equitable meetings:** Powerful, multi-lens camera delivers intelligent camera views and optimized layout composition. AI noise removal reduces unwanted background noise while virtual meeting zone help to remove distractions from video meetings. Support for multi-camera Cross-view and Extended Speaker view for cinematic meeting experiences.
- **Stunning presentations:** Triple screen support, 4K wired and wireless content sources, single-cable USB passthrough for instant BYOD and content share; AI PresenterTrack and multi-camera scenarios with the Room Kit EQ Vision PTZ bundle or by connecting with other Cisco tracking cameras. It supports the Presenter and Audience view setup to enable inclusive hybrid presentations and learning sessions.
- **Multi-platform video conferencing:** The device can be configured to run on Cisco Rooms for native Webex meetings and powerful third-party interoperability with Microsoft Teams, Zoom, and Google Meet; or deployed as a native Microsoft Teams Rooms system.
- **Intelligent workspaces:** Presence detection for automatic “wake-up” when someone enters the room; people count for usage metrics and resource allocation; intuitive touch and voice controls for a better workspace experience; built-in environmental sensors in Room Navigator to promote safety and well-being; APIs and macros allow meeting and workspace customization.
- **Flexible integration:** The Codec EQ allows for integrating with multiple cameras, microphones and audio systems, touch controllers, external displays and other peripherals to solve custom conferencing scenarios.

Figure 3. The Cisco Room Kit EQ combined with a Cisco Ceiling Microphone Pro and two Cisco Room Vision PTZ cameras to enable the cinematic Cross-view experience.





Figure 4. Cisco Room Kit EQ in a medium meeting room combined with an IP-based Cisco Room Vision PTZ tracking camera and Table Microphone Pro units.

An affordable way to purchase hardware

Cisco Hardware as a Service provides a new way to purchase hardware with a simple, scalable, and flexible way to pay. Stay up to date with the latest models of IP phones and collaboration devices to enhance collaboration and create workspaces for the future. And get ready for all the power of Cisco's unified cloud platform! [Click here](#) to access the Cisco Hardware as a Service data sheet.

Product specifications

Table 1. Specifications

SPECIFICATION	DESCRIPTION
Platform compatibility	<ul style="list-style-type: none"> • RoomOS 11.1.2 and later (for native Webex meetings and video interoperability for Microsoft Teams, Zoom, and Google Meet) • Microsoft Teams Rooms on Android (also featuring native Webex meetings when registered in Control Hub)
Available solution bundles and main offers	<ul style="list-style-type: none"> • Cisco Room Kit EQ (featuring the Cisco Quad Camera) • Cisco Room Kit EQ Vision PTZ (featuring the Cisco Room Vision PTZ) • Cisco Room Kit EQ PTZ 4K (featuring the Cisco PTZ 4K Camera) • Cisco Codec EQ Standalone
Default components	<ul style="list-style-type: none"> • Cisco Codec EQ • Cisco Quad Camera (First Light or Carbon Black), the Cisco Room Vision PTZ (Arctic White or Carbon Black) or the Cisco PTZ 4K Camera • Wall mount (for Quad Camera) • Power adapter (for Quad Camera) • Region-specific power cord • Selection of one Cisco Room Navigator touch controller (Table-Stand- or Wall-Mount)
Optional hardware components	<ul style="list-style-type: none"> • Cisco Room Vision PTZ - Arctic White • Cisco Room Vision PTZ - Carbon Black • Cisco PTZ 4K Camera • Cisco Precision 60 Camera • Cisco Room Navigator Table-Stand, First Light (additional unit) • Cisco Room Navigator Wall-Mount, First Light (additional unit) • Cisco Room Navigator Table-Stand, Carbon Black (additional unit) • Cisco Room Navigator Wall-Mount, Carbon Black (additional unit) • Cisco Table Microphone • Cisco Ceiling Microphone • Cisco Table Microphone Pro - First Light • Cisco Table Microphone Pro - Carbon Black • Cisco Ceiling Microphone Pro - Arctic White • Cisco Ceiling Microphone Pro - Carbon Black • Wall mount for Cisco Codec EQ • Rack ears for Cisco Codec EQ • Cisco Active USB-C Cable, 9m • Cisco Multi-head Cable 4K • Cisco Catalyst C1200 Switch, PoE • Other cable, mount and peripheral options (see Ordering information)

Table 1. Specifications

SPECIFICATION	DESCRIPTION
<p>Camera overview - Quad Camera</p>	<ul style="list-style-type: none"> • 4x CMOS image sensors with machine intelligent switching (up to 20MP resolution per sensor) • The camera generates frames from the 4 sensors simultaneously to provide a single HD output at 1080p • Video standard: Video over HDMI • Camera control: Ethernet (LAN) • Support up to 60 fps • 1/1.7 CMOS • 7x zoom (5x native optical zoom with digital zoom enhancement) • f/2.0 aperture • 83° horizontal field of view on wide lens • 50° horizontal field of view on 3 tele-lenses • Automatic group framing (audio + face detect) • Speaker tracking • Frames camera mode: intelligent people framing for equitable views • 5056 x 3888 pixel resolution • Auto focus, brightness, and white balance • Focus distance 1 m to infinity • Support for meeting zones to only frame people within the defined perimeters in the room and exclude passers-by in glass-walled and open areas.
<p>Camera overview - PTZ 4K Camera</p>	<ul style="list-style-type: none"> • 1920 x 1080 at 60 fps/3840 x 2160 at 30 fps resolution • Zoom 240x total (20x optical zoom, 12x digital zoom) • Pan and tilt (used for manual camera control and presets) <ul style="list-style-type: none"> • - Pan range: +/- 170 degrees • - Tilt range: -20 degrees to +90 degrees • Horizontal FoV: 70 degrees • 1.0 m to infinity (wide) focus distance • F-value: 2.0 - 3.8 • Camera control: Visca over IP (LAN port) • Focus, white balance, and brightness: Manual or automatic • Video interface/standard: Video over HDMI 2.0 • Support for PresenterTrack (with digital cropping) • Power: <ul style="list-style-type: none"> • - 12V/3A • - 100 to 120/200 to 240 VAC, 50/60 Hz • - PoE+ (IEEE802.3at compatible) • Must be used with power supply FSP040-RHAN3, Phihong POE29U-1AT(PL), or Microsemi PD-9001GR/AT/AC • Available with wall mount and upside-down ceiling mount

Table 1. Specifications

SPECIFICATION	DESCRIPTION
<p>Camera overview - Room Vision PTZ</p>	<ul style="list-style-type: none"> • 1920 x 1080 at 60 fps/3840 x 2160 at 30 fps resolution • Zoom 60x total (12x optical zoom, 5x digital zoom) • Pan and tilt (used for automated PresenterTrack, manual controls, and presets) <ul style="list-style-type: none"> • - Pan range: +/- 170 degrees • - Tilt range: -25 degrees to +90 degrees • Horizontal FoV: 80.5° • 1.0 m to infinity (wide) focus distance • F-value: 1.8 – 3.6 • Camera control: IP (LAN port) • Focus, white balance, and brightness: Manual or automatic • Video standard: Video over IP or HDMI • Video interface: HDMI 2.0, RTSP Streaming • Power: <ul style="list-style-type: none"> • - 42.5-57 V / 0.5-0.4 A • - PoE+ (IEEE802.3at compatible, Type 2) • Network interfaces: One LAN/Ethernet (RJ45) 100/1000 Mbit • Available with wall mount (for Ethernet only deployments) or combined wall and ceiling mount (for HDMI and IP deployments) • PresenterTrack configuration wizard • Available in Arctic White or Carbon Black
<p>Bandwidth</p>	<ul style="list-style-type: none"> • Up to 20 Mbps • Minimum bandwidth: <ul style="list-style-type: none"> • - 720p30 from 768 kbps • - 720p60 from 1152 kbps • - 1080p30 from 1472 kbps • - 1080p60 from 2560 kbps
<p>Minimum bandwidth for resolution/frame rate</p>	<ul style="list-style-type: none"> • 1920 x 1080 at 60 fps from 2560 kbps
<p>Firewall traversal</p>	<ul style="list-style-type: none"> • Cisco Expressway™ technology • H.460.18, H.460.19 firewall traversal
<p>Video standards</p>	<ul style="list-style-type: none"> • H.264, H.265, H.263, AV1

Table 1. Specifications

SPECIFICATION	DESCRIPTION
<p>Video inputs</p>	<ul style="list-style-type: none"> • 1x USB-C input supports formats up to maximum 3840 x 2160 at 30 fps (USB-C is USB 3.2 gen1 compliant and supports USB 2.0 and 3.0 speeds up to 5 Gbps) • 3x HDMI inputs support formats up to maximum 3840 x 2160 at 30 fps including 1920 x 1080 at 60 fps; support for HDCP 1.4 on 1x HDMI input • 4x PoE++ (1 Gb) Ethernet ports supporting up to 3x video over IP streams at 1920 x 1080 at 60 fps or 1x video over IP stream at 3840 x 2160 at 30 fps • Extended Display Identification Data (EDID) • Consumer Electronics Control (CEC) 2.0
<p>Video outputs</p>	<ul style="list-style-type: none"> • 3x HDMI outputs support formats up to 3840 x 2160 at 60 fps • Consumer Electronics Control (CEC) 2.0 • Connectivity with an interactive touch screen via HDMI out and USB-A
<p>Encode and decode</p>	<ul style="list-style-type: none"> • Main video: 1920 x 1080 at 60 fps • Presentation channel: 3840 x 2160 at 15 fps
<p>USB passthrough</p>	<ul style="list-style-type: none"> • 1x USB 3.2 gen1, supporting a maximum of 5 Gbps • Ability to provide camera, microphone, and speakers over one USB-C cable to a connected computer • USB-C passthrough and content sharing with the same cable • Extension of display (3840 x 2160 at 30 fps) - computer must support Alt-mode Display Port • USB-C port has a maximum power output of 15W
<p>Audio standards</p>	<ul style="list-style-type: none"> • G.711, G.722, G.722.1, G.729, AAC-LD, and Opus
<p>Audio features</p>	<ul style="list-style-type: none"> • High-quality 20kHz full-band audio • Prepared for inductive loop (line out) • Acoustic Echo Cancellation (AEC) • Active Lip Synchronization • AI-Powered, Adaptive Noise Removal • Automatic Gain Control (AGC) • Full Duplex • Self-Hear • Ultrasound Technology • The full Audio API and Audio Console application for advanced audio setup and customizations with the Codec EQ can be unlocked with an AV Integrator option key.

Table 1. Specifications

SPECIFICATION	DESCRIPTION
Audio inputs	<ul style="list-style-type: none"> • 3x mini Jack analog audio input • 3x HDMI input • 1x USB-C audio input • 1x USB-A audio input • 4x PoE++ Ethernet for audio over IP • Connectivity with up to 8x Cisco IP microphones • Connectivity with third-party audio systems via AES67 (requires AV Integrator License)
Audio outputs	<ul style="list-style-type: none"> • 1x analog line out • 3x HDMI audio out • 1x USB-A audio out • 1x USB-C audio out • 4x PoE++ Ethernet for audio over IP • Connectivity with third-party audio systems via AES67 (requires AV Integrator License)
Loudspeakers (Quad Camera)	<ul style="list-style-type: none"> • High-quality loudspeaker system with a single full-range driver and dual low-frequency drivers • Frequency response: 100Hz to 20kHz • Max output level: SPL 90dB • 1 RCA output for subwoofer (Quad Camera)
Camera modes (Quad Camera)	<ul style="list-style-type: none"> • Group view: Automatically detects meeting participants and provides ideal group framing for the best view • Speaker view: Uses a dedicated, built-in microphone array to detect and provide a prominent view for the active speaker • Frames: Captures a condensed view of in-room participants and frames them individually or in smaller groups for equitable representation • Group and Speaker: Multistream layout providing a best overview and a focused view of the active speaker in parallel • Manual camera control with the option for presets
Video stream layouts	<ul style="list-style-type: none"> • Supporting available Webex video stream layouts and meeting features, including focus, grid, prominent, stack, and overlay. For more information, please consult the Webex Help Center. • People Focus helps create an optimized view of every participant in Webex meetings via smart cropping to remove excess real estate

Table 1. Specifications

SPECIFICATION	DESCRIPTION
<p>Speaker tracking (Quad Camera)</p>	<ul style="list-style-type: none"> • 8-element built-in microphone array for accurate speaker tracking • Quad Camera can support intelligent framing and dynamic speaker tracking with 7x zoom capability • For an optimal speaker-tracking experience for people joining remotely, it is recommended that the furthest in-room participant is located within less than 9 meters from the video device. Please note that the best overview (automatic group framing) camera mode can support an extended distance from the Quad Camera. • Extended Speaker view: allows for an extended camera reach beyond 9 meters by zooming on the active speaker and providing an optimal view in very long conference rooms to provide a close-up view of the furthest speaker in the room. Requires the combined deployment of the Room Kit EQ, an additional Cisco pan-tilt-zoom camera, and Cisco IP microphones for the extended, directional voice capture range. • Cross-view: Using Room Kit EQ with the Quad Camera combined with two additional cameras installed on the sidewalls to provide AI-directed, cinematic cross-view of in-room conversations happening across the table. Available with additional Cisco tracking cameras and IP microphones.
<p>Presenter tracking</p>	<ul style="list-style-type: none"> • PresenterTrack is available with the Room Vision PTZ camera (featuring motorized pan-tilt, advanced optical zoom, wide field of view, and embedded AI head detection), the Cisco PTZ 4K Camera (using digital cropping), or the Precision 60 Camera (using digital cropping) • AI-powered head detection capability • Camera automatically follows the active presenter within a defined zone and helps ensure an optimized view • Presenter and Audience view: intelligent framing and dynamic switching can be enabled with a combination of the Quad Camera bar and a Cisco PTZ camera • Smart PresenterTrack configuration wizard (available with the Room Vision PTZ)
<p>Content stream</p>	<ul style="list-style-type: none"> • H.239 (H.323) dual stream • Binary Floor Control Protocol (BFCP) (SIP) dual stream • Support resolutions up to 3840 x 2160 at 15 fps and 1920 x 1080 at 60 fps

Table 1. Specifications

SPECIFICATION	DESCRIPTION
<p>Wireless sharing</p>	<ul style="list-style-type: none"> • Webex App (up to 3840 x 2160 at 7.5 fps, including up to 1920 x 1080 at 30 fps) • Miracast (1920 x 1080 at 60 fps) – Not available on non-radio version. • Microsoft Teams Cast (up to 1920 x 1080 at 15 fps) – Available only on Microsoft Teams Rooms • Apple AirPlay wireless sharing: <ul style="list-style-type: none"> - Bluetooth® discovery (not on non-radio version) and Bonjour service discovery - Screen mirroring up to 1920 x 1080 at 60 fps - Extended desktop (Mac only) – up to 1920 x 1080 at 60 fps - Video streaming up to 3840 x 2160 at 30 fps
<p>MultiSite features (embedded multipoint) (optional upgrade)</p>	<ul style="list-style-type: none"> • Adaptive SIP/H.323 MultiSite: <ul style="list-style-type: none"> - 3-way resolution up to 1080p30 plus content up to 4Kp15 - 4-way resolution up to 720p30 plus content up to 4Kp15 - 5-way resolution up to 720p30 plus content up to 4Kp15 • Full individual audio and video transcoding • H.323/SIP/VoIP in the same conference • Support for presentation (H.239/BFCP) from any participant at resolutions up to 3840 x 2160 at 15 fps • Best Impression (automatic continuous presence layouts) • Encryption and dual stream from any site
<p>Protocols</p>	<ul style="list-style-type: none"> • H.323 • SIP • Webex • WebRTC
<p>Embedded encryption</p>	<ul style="list-style-type: none"> • H.323 and SIP point-to-point • Standards-based: H.235 v3 and Advanced Encryption Standard (AES) • Automatic key generation and exchange

Table 1. Specifications

SPECIFICATION	DESCRIPTION
<p>IP network features</p>	<ul style="list-style-type: none"> • DNS lookup for service configuration • Differentiated services (Quality of Service [QoS]) • IP-adaptive bandwidth management (including flow control) • Automatic gatekeeper discovery • Dynamic playout and lip-sync buffering • H.245 Dual-Tone Multi-Frequency (DTMF) tones in H.323 • RFC 4733 DTMF tones in SIP • Date and time support using Network Time Protocol (NTP) • Uniform Resource Identifier (URI) dialing • Dynamic Host Configuration Protocol (DHCP) • 802.1X network authentication • 802.1Q Virtual LAN • 802.1p [QoS and Class of Service (CoS)] • Cisco Media Assure and ClearPath, including packet loss-based downspeeding
<p>Call control</p>	<ul style="list-style-type: none"> • Native registration on Cisco Unified Communications Manager (CUCM) <ul style="list-style-type: none"> - Requires CUCM version 12.5 or later with device pack for Room Kit EQ • Native registration with Cisco Expressway • Webex • Third-party H.323 Gatekeepers and standards-based SIP proxies
<p>IPv6 network support</p>	<ul style="list-style-type: none"> • Single call stack support for both H.323 and SIP • Dual-stack IPv4 and IPv6 for DHCP, SSH, HTTP, HTTPS, DNS, DiffServ • Support for both static and automatic IP configuration (stateless address auto configuration)
<p>Security features</p>	<ul style="list-style-type: none"> • Secure management using HTTPS and SSH protocols • End-to-end encryption for calls and meetings on Webex • Standards-based media encryption on all back-ends (Secure Real-time Transport Protocol [SRTP], using AES-128-GCM or AES-256-GCM) • WPA3™ and WPA3-Enterprise with CCMP128 Wi-Fi® security • Password protection to access administration available on Room Navigator controller • Network settings protection

Table 1. Specifications

SPECIFICATION	DESCRIPTION
Certificate management	<ul style="list-style-type: none"> • Certificate Authority Proxy Function (CAPF) support for additional security • Manufacturer-Installed Certificates (MIC) • Locally Significant Certificates (LSC) • X.509 Digital Certificates (DER encoded binary); both DER and Base-64 formats are acceptable for the client and server certificates; certificates with a key size of 1024, 2048, and 4096 are supported
Other interfaces	<ul style="list-style-type: none"> • 4x USB-A 3.0 ports, up to 1.5A charging capability per port. Supporting connectivity for external USB cameras, microphones, keyboards, headsets, touch display, and other peripherals. • Bluetooth® and Bluetooth® Low Energy* - Not available in Non-Radio Versions • Micro USB port (for service) • Factory reset pinhole
Network interfaces (Codec EQ)	<ul style="list-style-type: none"> • Ethernet (RJ-45) 10/100/1000 for LAN • 4x PoE++ (802.3.bt) Ethernet (RJ-45) 10/100/1000 with a total power budget of up to 90W for <ul style="list-style-type: none"> - Camera control and powering - Room Navigator touch controller - AV over IP room peripherals (including Cisco AV over IP microphones and cameras) • Wi-Fi 802.11a/b/g/n/ac/ax 2.4 GHz, 5 GHz, 6GHz also supported for LAN. Wi-Fi 6E support - Not available in non-radio versions • 2x2 Multiple Input and Multiple Output (MIMO) <p>Note: Due to compliance regulations, it is required that 802.11d is enabled in the access point for the product to operate properly within 5725 to 5875 MHz. Using a Wi-Fi connection is a flexible option; however, an Ethernet connection is always preferred for high performance.</p>
Power supplies	<ul style="list-style-type: none"> • 100 to 240 VAC, 50/60 Hz input • Room Kit EQ power consumption: <ul style="list-style-type: none"> • In active meeting: 18W • Idle: 18W • Display off standby: 15W • Quad Camera must be used with power supply PSU-12VDC-70W-GR= • PTZ 4K Camera power supply (PSU-12VDC-40W2=) is optional
Operating temperature and humidity	<ul style="list-style-type: none"> • Quad Camera: 0°C to 35°C (32°F to 95°F) ambient temperature • Room Navigator: 0°C to 40°C (32°F to 104°F) ambient temperature • Codec EQ: 0°C to 40°C (32°F to 104°F) ambient temperature • 10% to 90% Relative Humidity (RH)

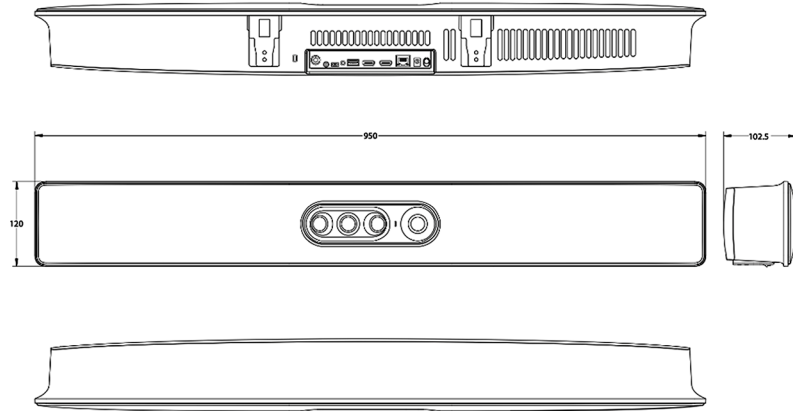
Table 1. Specifications

SPECIFICATION	DESCRIPTION
<p>Storage and transport temperature</p>	<ul style="list-style-type: none"> -20°C to 60°C (-4°F to 140°F) at RH 10% to 90% (noncondensing)
<p>Locking mechanism</p>	<ul style="list-style-type: none"> Kensington security lock (on Codec EQ)
<p>Language support</p>	<ul style="list-style-type: none"> Arabic, Czech, Danish, German, US English, UK English, Catalanian, Spanish, Latin-American Spanish, Finnish, French, Canadian French, Hebrew, Hungarian, Italian, Japanese, Korean, Dutch, Norwegian, Polish, Brazilian Portuguese, Portuguese, Russian, Swedish, Turkish, Chinese (Simplified), Traditional Chinese, Ukrainian
<p>Form factor</p>	<ul style="list-style-type: none"> Cisco Quad Camera color options in First Light and Carbon Black The Quad Camera mounting options support placement above/ underneath the screen(s) or can be mounted to a wall. Codec EQ supports wall mounting, rack ear mounting, and custom placement as a free-standing unit.
<p>Verified third-party displays</p>	<ul style="list-style-type: none"> Cisco verified displays from leading technology partners have been tested for compatibility and robustness of their video interfaces, optical characteristics, and basic security practices. When connected to a Cisco collaboration device they automatically reconfigure with the verified optimal configuration. Learn more about the verified displays that have been verified to work with Cisco collaboration devices.

Table 1. Specifications

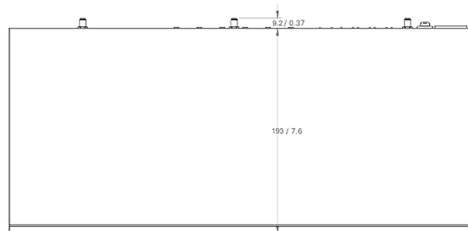

SPECIFICATION	DESCRIPTION
---------------	-------------

Dimensions



Cisco Quad Camera:

- Width: 37.4 in. (95.0 cm)
- Height: 4.7 in. (12.0 cm)
- Depth: 4.0 in. (10.3 cm)
- Weight: 10.6 lb. (4.8 kg)



Cisco Codec EQ:

- Width: 18.6 in. (47.3 cm)
- Height: 1.7 in. (4.4 cm)
- Depth: 8 in. (20.2 cm)
- Weight: 5.1 lb. (2.33 kg)

Table 1. Specifications

SPECIFICATION	DESCRIPTION
<p>Standards and regulatory compliance</p>	<ul style="list-style-type: none"> • Directive 2014/53/EU (Radio Equipment Directive) for the radio versions • Directive 2014/30/EU (EMC Directive) for the non-radio versions • Directive 2014/35/EU (Low-Voltage Directive) for the non-radio versions • Directive 2011/65/EU (RoHS) • Directive 2002/96/EU (WEEE) • NRTL approved (product safety) • FCC CFR 47 Part 15B (EMC) – Class A • FCC CFR 47 Part 15C (RF) • FCC CFR 47 Part 15E (RF) • FCC listed (radio equipment) <p>Please check the Product Approval Status Database at www.ciscofax.com/ for approval documents per country.</p>

<p>Sustainability</p>	<ul style="list-style-type: none"> • Circular design principles applied for product architecture, materials, and packaging • Foam-free, 100% recyclable packaging design for the Codec EQ, including fiber-based trays and a reduced amount of single-use plastics • Increased use of Post-Consumer Recycled (PCR) resin originating from end-of-life devices and old electronics on cosmetic parts • The camera, codec, and other peripherals are designed for easy repair, refurbishing, and recycling to extend the lifecycle of the product and the materials used for manufacturing . • Using built-in presence sensors and environmental sensors in the touch panel, it can provide real-time and historic occupancy metrics to control and optimize the workspace environment • Power over Ethernet (PoE) connects and powers the touch controller, the Room Vision PTZ cameras, the IP microphones and other room accessories to enable scalability and simplicity for your deployment. • Cisco’s takeback and reuse program enables you to return your end-of-use devices for free, via a simple, secure, and sustainable process. • Learn more about how Cisco supports the Circular Economy.
------------------------------	---

* The Bluetooth® word mark and logos are registered trademarks owned by Bluetooth SIG, Inc., and any use of such marks by Cisco Systems, Inc., is under license. Other trademarks and trade names are those of their respective owners.

Feature availability matrix

Table 4. Feature availability matrix for Cisco Room Kit EQ

FEATURE	ROOMOS	MICROSOFT TEAMS ROOMS (WITH REGISTRATION TO CONTROL HUB)	MICROSOFT TEAMS ROOMS
Native Microsoft Teams Rooms meeting experience	No	Yes	Yes
Native Webex meeting experience	Yes	Yes, via One-Button-to-Push meeting join	No
Microsoft Teams Meetings with VIMT (CVI) or WebRTC / Direct Guest Join	Yes	N/A	N/A
Google Meet interop (WebRTC)	Yes	No	No
Zoom Meetings interop	Yes, feature-rich SIP meetings	Yes, SIP meetings	Yes, WebRTC-based meetings
Standards-based video interop (SIP/H.323 dialing)	Yes	Yes	No
Content sharing resolution	In active meeting: up to 3840 x 2160 at 15 fps Out of active meeting: up to 3840 x 2160 at 60 fps	In active meeting: up to 1920 x 1080 at 15 fps Out of active meeting: up to 3840 x 2160 at 60 fps	In active meeting: up to 1920 x 1080 at 15 fps Out of active meeting: up to 3840 x 2160 at 60 fps
Simultaneous content sources for local presentation (outside video meeting)	3	3	3

Table 4. Feature availability matrix for Cisco Room Kit EQ

FEATURE	ROOMOS	MICROSOFT TEAMS ROOMS (WITH REGISTRATION TO CONTROL HUB)	MICROSOFT TEAMS ROOMS
Triple-screen support for live video and content	Yes	No, only dual	No, only dual
People Focus intelligent layout composition	Yes, in Webex meetings	In native Webex meetings only	No
Frames camera mode	Yes	Yes	Yes
Wireless sharing options	Webex App, Miracast, Apple AirPlay	Microsoft Teams Sharing, Miracast	Microsoft Teams Sharing, Miracast
Multi-camera support	Yes	Yes	Yes
Presenter tracking	Yes, with an additional PTZ camera	Yes, with an additional PTZ camera	Yes, with an additional PTZ camera
AI noise removal	Yes	Yes	Yes
Deployment options	On premises, cloud, hybrid	Cloud only	Cloud only
USB passthrough	Yes	Yes	Yes
Cloud device management	Control Hub	Teams Admin Center & Control Hub	Teams Admin Center
Room booking	Hybrid Calendar + Room Navigator touch panel	Microsoft Teams Calendar + Room Navigator touch panel as Teams Panel	Microsoft Teams Calendar+ Room Navigator touch panel as Teams Panel
Conference controls	Hybrid Calendar + Room Navigator touch panel	Microsoft Teams Calendar + Room Navigator touch panel as MTR Touch Console	Microsoft Teams Calendar+ Room Navigator touch panel as MTR Touch Console
Native, third-party web apps	Yes	Yes, via webviews	No

Table 4. Feature availability matrix for Cisco Room Kit EQ

FEATURE	ROOMOS	MICROSOFT TEAMS ROOMS (WITH REGISTRATION TO CONTROL HUB)	MICROSOFT TEAMS ROOMS
Digital signage	Yes	Yes	No
Custom controls with Macros and User Interface extensions	Yes	Yes	No
Workplace analytics in Control Hub with APIs	Yes	Yes	No
Multi-tenant device management, bulk configuration and automated software upgrades	Yes	Yes	No
Network-level diagnostics and observability	Yes, with Cisco ThousandEyes integration	Yes, with Cisco ThousandEyes integration	No

Ordering information

To place an order, please contact your local Cisco representative and refer to Table 2.

Table 2. Ordering information

PRODUCT NAME	PART NUMBER	COMPLIANCE MODEL NUMBER
Bundle Options		
Cisco Room Kit EQ – First Light	CS-KIT-EQ-K9	
<ul style="list-style-type: none"> Cisco Codec EQ Cisco Quad Camera (First Light) Cisco Room Navigator for Table (First Light) 	<ul style="list-style-type: none"> CS-CODEC-EQ-K9+ CS-QUADCAM2+ CS-T10-TS-L+ 	<ul style="list-style-type: none"> TTC6-15 TTC8-10 TTC5-15
Cisco Room Kit EQ – Carbon Black	CS-KIT-EQ-C-K9	
<ul style="list-style-type: none"> Cisco Codec EQ Cisco Quad Camera (Carbon Black) Cisco Room Navigator for Table (First Light) 	<ul style="list-style-type: none"> CS-CODEC-EQ-K9+ CS-QUADCAM2-C+ CS-T10-TS-L+ 	<ul style="list-style-type: none"> TTC6-15 TTC8-10 TTC5-15
Cisco Room Kit EQ – Non-Radio – First Light	CS-KIT-EQ-NR-K9	
<ul style="list-style-type: none"> Cisco Codec EQ – (Non-Radio) Cisco Quad Camera (First Light) Cisco Room Navigator for Table (First Light) 	<ul style="list-style-type: none"> CS-CODEC-EQ-NRK9+ CS-QUADCAM2+ CS-T10-TS-L+ 	<ul style="list-style-type: none"> TTC6-15 TTC8-10 TTC5-15
Cisco Room Kit EQ – Non-Radio – Carbon Black	CS-KIT-EQ-C-NR-K9	
<ul style="list-style-type: none"> Cisco Codec EQ – (Non-Radio) Cisco Quad Camera (Carbon Black) Cisco Room Navigator for Table (First Light) 	<ul style="list-style-type: none"> CS-CODEC-EQ-NRK9+ CS-QUADCAM2-C+ CS-T10-TS-L+ 	<ul style="list-style-type: none"> TTC6-15 TTC8-10 TTC5-15
Cisco Room Kit EQ – Non-Radio for TAA – First Light	CS-KIT-EQ-NRK9++	
<ul style="list-style-type: none"> Cisco Codec EQ (Non-Radio for TAA) Cisco Quad Camera (First Light) Cisco Room Navigator for Table (First Light) 	<ul style="list-style-type: none"> CS-CODEC-EQ-NR++ CS-QUADCAM2+ CS-T10-TS-L+ 	<ul style="list-style-type: none"> TTC6-15 TTC8-10 TTC5-15
Cisco Room Kit EQ – Non-Radio for TAA – Carbon Black	CS-KIT-EQ-C-NRK9++	
<ul style="list-style-type: none"> Cisco Codec EQ (Non-Radio for TAA) Cisco Quad Camera (Carbon Black) Cisco Room Navigator for Table (First Light) 	<ul style="list-style-type: none"> CS-CODEC-EQ-NR++ CS-QUADCAM2-C+ CS-T10-TS-L+ 	<ul style="list-style-type: none"> TTC6-15 TTC8-10 TTC5-15
Cisco Room Kit EQ – TAA – First Light	CS-KIT-EQ-K9++	
<ul style="list-style-type: none"> Cisco Codec EQ (TAA) Cisco Quad Camera (First Light) Cisco Room Navigator for Table (First Light) 	<ul style="list-style-type: none"> CS-CODEC-EQ+ CS-QUADCAM2+ CS-T10-TS-L+ 	<ul style="list-style-type: none"> TTC6-15 TTC8-10 TTC5-15

Table 2. Ordering information

PRODUCT NAME	PART NUMBER	COMPLIANCE MODEL NUMBER
Cisco Room Kit EQ – TAA – Carbon Black	CS-KIT-EQ-C-K9++	
<ul style="list-style-type: none"> • Cisco Codec EQ (TAA) • Cisco Quad Camera (Carbon Black) • Cisco Room Navigator for Table (First Light) 	<ul style="list-style-type: none"> • CS-CODEC-EQ++ • CS-QUADCAM2-C+ • CS-T10-TS-L+ 	<ul style="list-style-type: none"> TTC6-15 TTC8-10 TTC5-15
Cisco Room Kit EQ Vision PTZ	CS-KIT-EQ-Z-K9	
<ul style="list-style-type: none"> • Cisco Codec EQ • Cisco Room Vision PTZ (Arctic white or Carbon Black) • Cisco Room Navigator for Table (First Light) 	<ul style="list-style-type: none"> CS-CODEC-EQ-K9+ CS-CAM-RVPTZ-L+ or CS-CAM-RVPTZ-C+ CS-T10-TS-L+ 	<ul style="list-style-type: none"> TTC6-15 TTC8-13 TTC5-15
Cisco Room Kit EQ Vision PTZ – Non-Radio	CS-KIT-EQ-Z-NR-K9	
<ul style="list-style-type: none"> • Cisco Codec EQ (Non-Radio) • Cisco Room Vision PTZ (Arctic white or Carbon Black) • Cisco Room Navigator for Table (First Light) 	<ul style="list-style-type: none"> CS-CODEC-EQ-NRK9+ CS-CAM-RVPTZ-L+ or CS-CAM-RVPTZ-C+ CS-T10-TS-L+ 	<ul style="list-style-type: none"> TTC6-15 TTC8-13 TTC5-15
Cisco Room Kit EQ PTZ 4K	CS-KIT-EQ-4K-K9	
<ul style="list-style-type: none"> • Cisco Codec EQ • Cisco PTZ 4K Camera • Cisco Room Navigator for Table (First Light) 	<ul style="list-style-type: none"> • CS-CODEC-EQ-K9+ • CS-CAM-PTZ4K+ • CS-T10-TS-L+ 	<ul style="list-style-type: none"> TTC6-15 EVI-X200C TTC5-15
Cisco Room Kit EQ PTZ 4K – Non-Radio	CS-KIT-EQ-4K-NRK9	
<ul style="list-style-type: none"> • Cisco Codec EQ (Non-Radio) • Cisco PTZ 4K Camera • Cisco Room Navigator for Table (First Light) 	<ul style="list-style-type: none"> • CS-CODEC-EQ-NRK9+ • CS-CAM-PTZ4K+ • CS-T10-TS-L+ 	<ul style="list-style-type: none"> TTC6-15 EVI-X200C TTC5-15
Cisco Room Kit EQ PTZ 4K – Non-Radio for TAA	CS-KIT-EQ-4KNRK9++	
<ul style="list-style-type: none"> • Cisco Codec EQ (Non-Radio for TAA) • Cisco PTZ 4K Camera • Cisco Room Navigator for Table (First Light) 	<ul style="list-style-type: none"> • CS-CODEC-EQ-NR++ • CS-CAM-PTZ4K+ • CS-T10-TS-L+ 	<ul style="list-style-type: none"> TTC6-15 EVI-X200C TTC5-15
Cisco Room Kit EQ PTZ 4K – TAA	CS-KIT-EQ-4K-K9++	
<ul style="list-style-type: none"> • Cisco Codec EQ (TAA) • Cisco PTZ 4K Camera • Cisco Room Navigator for Table (First Light) 	<ul style="list-style-type: none"> • CS-CODEC-EQ++ • CS-CAM-PTZ4K+ • CS-T10-TS-L+ 	<ul style="list-style-type: none"> TTC6-15 EVI-X200C TTC5-15
Cisco Codec EQ Standalone	CS-CODEC-EQ-K9	
<ul style="list-style-type: none"> • Cisco Codec EQ 	<ul style="list-style-type: none"> • CS-CODEC-EQ-K9+ 	<ul style="list-style-type: none"> TTC6-15
Cisco Codec EQ Standalone – TAA	CS-CODEC-EQ-K9++	
<ul style="list-style-type: none"> • Cisco Codec EQ (TAA) 	<ul style="list-style-type: none"> • CS-CODEC-EQ++ 	<ul style="list-style-type: none"> TTC6-15

Table 2. Ordering information

PRODUCT NAME	PART NUMBER	COMPLIANCE MODEL NUMBER
Cisco Codec EQ Standalone – Non-Radio	CS-CODEC-EQ-NRK9	
<ul style="list-style-type: none"> Cisco Codec EQ (Non-Radio) 	<ul style="list-style-type: none"> CS-CODEC-EQ-NRK9+ 	TTC6-15
Cisco Codec EQ Standalone – Non-Radio for TAA	CS-CODEC-EQ-NRK9++	
<ul style="list-style-type: none"> Cisco Codec EQ (Non-Radio for TAA) 	<ul style="list-style-type: none"> CS-CODEC-EQ-NR++ 	TTC6-15
Cisco Room Kit EQ – Customized Model – First Light	CS-KIT-EQ-K9--	
<ul style="list-style-type: none"> Cisco Codec EQ Custom Model Cisco Quad Camera (First Light) Cisco Room Navigator for Table (First Light) 	<ul style="list-style-type: none"> CS-CODEC-EQ++ CS-QUADCAM2+ CS-T10-TS-L+ 	<ul style="list-style-type: none"> TTC6-15 TTC8-10 TTC5-15
Cisco Room Kit EQ – Customized Model – Carbon Black	CS-KIT-EQ-K9--	
<ul style="list-style-type: none"> Cisco Codec EQ Custom Model Cisco Quad Camera (Carbon Black) Cisco Room Navigator for Table (First Light) 	<ul style="list-style-type: none"> CS-CODEC-EQ++ CS-QUADCAM2-C+ CS-T10-TS-L+ 	<ul style="list-style-type: none"> TTC6-15 TTC8-10 TTC5-15
Cisco Room Kit EQ – Customized Model – Non-Radio (First Light)	CS-KIT-EQ-NRK9--	
<ul style="list-style-type: none"> Cisco Codec EQ Custom Model, Non-Radio Cisco Quad Camera (First Light) Cisco Room Navigator for Table (First Light) 	<ul style="list-style-type: none"> CS-CODEC-EQ-NR++ CS-QUADCAM2+ CS-T10-TS-L+ 	<ul style="list-style-type: none"> TTC6-15 TTC8-10 TTC5-15
Cisco Room Kit EQ – Customized Model – Non-Radio – Carbon Black	CS-KIT-EQ-NRK9--	
<ul style="list-style-type: none"> Cisco Codec EQ Custom Model, Non-Radio Cisco Quad Camera (Carbon Black) Cisco Room Navigator for Table (First Light) 	<ul style="list-style-type: none"> CS-CODEC-EQ-NR++ CS-QUADCAM2-C+ CS-T10-TS-L+ 	<ul style="list-style-type: none"> TTC6-15 TTC8-10 TTC5-15
Cisco Room Kit EQ PTZ 4K – Customized Model	CS-KIT-EQ-4K-K9--	
<ul style="list-style-type: none"> Cisco Codec EQ Custom Model Cisco PTZ 4K Camera Cisco Room Navigator for Table (First Light) 	<ul style="list-style-type: none"> CS-CODEC-EQ++ CS-CAM-PTZ4K+ CS-T10-TS-L+ 	<ul style="list-style-type: none"> TTC6-15 EVI-X200C TTC5-15
Cisco Room Kit EQ PTZ 4K – Customized Model – Non-Radio	CS-KIT-EQ-4KNRK9--	
<ul style="list-style-type: none"> Cisco Codec EQ Custom Model, Non-Radio Cisco PTZ 4K Camera Cisco Room Navigator for Table (First Light) 	<ul style="list-style-type: none"> CS-CODEC-EQ-NR++ CS-CAM-PTZ4K+ CS-T10-TS-L+ 	<ul style="list-style-type: none"> TTC6-15 EVI-X200C TTC5-15
Cisco Codec EQ Standalone – Customized Model	CS-CODEC-EQ-K9--	
<ul style="list-style-type: none"> Cisco Codec EQ Custom Model 	<ul style="list-style-type: none"> CS-CODEC-EQ++ 	TTC6-15
Cisco Codec EQ Standalone – Customized Model – Non-Radio	CS-CODEC-EQ-NRK9--	
<ul style="list-style-type: none"> Cisco Codec EQ Custom Model, Non-Radio 	<ul style="list-style-type: none"> CS-CODEC-EQ-NR++ 	TTC6-15

Table 2. Ordering information

PRODUCT NAME	PART NUMBER	COMPLIANCE MODEL NUMBER
Default Box Components		
Wall-mount bracket for Cisco Quad Camera (only in Quad Camera bundles)	BRKT-QCAM2-WMK-	
Power adapter for Cisco Quad Camera (only in Quad Camera bundles)	PSU-12VDC-70W-GR+	
Cisco Room Navigator, First Light - Table Stand or Wall Mount	CS-T10-TS-L+ or CS-T10-WM-L+	TTC5-15
Cisco Codec EQ Antennas	CS-CODEC-EQ-ANT+	
Power cord (country-specific)	Country-specific	
Optional Box Components (Priced Options)		
Rack ears for Cisco Codec EQ (for mounting rack)	CS-CODEC-EQ-RCK	
Wall-mount kit for Cisco Codec EQ	CS-CODEC-EQ-WMK	
Cisco Ceiling Microphone Pro, Arctic White	CS-MIC-CLGPRO	TTC5-19
Cisco Ceiling Microphone Pro, Carbon Black	CS-MIC-CLGPRO-C	TTC5-19
Ceiling Bracket Mounting Kit for Ceiling Microphone Pro	CS-MIC-CLGP-CBK	
Drop Ceiling Grid Mount Kit for Ceiling Microphone Pro	CS-MIC-CLGP-DMK	
Wire Hanging Ceiling Mount Kit for Ceiling Microphone Pro	CS-MIC-CLGP-WHK	
Ethernet CAT5E Plenum Rated - 20 meter - Gray	CAB-CAT5E-CMP-20M	
Ethernet CAT5E Plenum Rated - 30 meter - Gray	CAB-CAT5E-CMP-30M	
Cisco Ceiling Microphone Pro, TAA, Arctic White	CS-MIC-CLGPRO++	TTC5-19
Cisco Ceiling Microphone Pro, TAA, Carbon Black	CS-MIC-CLGPRO-C++	TTC5-19
Cisco Ceiling Microphone Pro, Customized Model, Arctic White	CS-MIC-CLGPRO--	TTC5-19
Cisco Ceiling Microphone Pro, Customized Model, Carbon Black	CS-MIC-CLGPRO-C--	TTC5-19
Bracket for wall-mount - PTZ 4K Camera	CS-PTZ4K-BRKT	

Table 2. Ordering information

PRODUCT NAME	PART NUMBER	COMPLIANCE MODEL NUMBER
Ceiling-mount bracket for PTZ 4K Camera	CS-PTZ4K-CLNGMNT	
Cisco Precision 60 Camera	CTS-CAM-P60=	TTC8-07
Power supply for Precision 60 Camera	PSU-12VDC-70W-GR=	
Cisco Room Navigator table-stand (additional unit)	CS-T10-TS-L-K9	TTC5-15
Cisco Room Navigator wall-mount (additional unit)	CS-T10-WM-L-K9	TTC5-15
Cisco Table Microphone with 4-pin mini jack connector, 7.5m cable	CS-MIC-TABLE-J	
Cisco Table Microphone extension cable for the 4-pin mini jack cables, 9 meters	CAB-MIC-EXT-J	
Cisco Ceiling Microphone	CTS-MIC-CLNG-G2	
Shielded cable for Cisco Ceiling Microphone (non-plenum rated)	CAB-ETHRSHLD-10M	
Cisco Table Microphone Pro - First Light	CS-MIC-ARRAY-T	TTC5-17
Cisco Table Microphone Pro - Carbon Black	CS-MIC-ARRAY-T-C	TTC5-17
Cisco Multi-head Cable 9 meters (4K, USB-C, HDMI, miniDP)	CAB-HDMI-MUL4K- 9M	
Cisco Multi-head Cable 2.5 meters (4K, USB-C, HDMI, miniDP)	CAB-HDMI-MUL4K-2M	
Active Optical Cable, USB-C 3.1, 9 meters long	CAB-USBC-AC-9M	
USB-C - USB-C cable, 1.8 meters long, USB charging	CAB-USBC-1.8M	
Cisco Multi-head Cable 2.5 meters (4K, USB-C, HDMI, miniDP)	CAB-HDMI-MUL4K-2M	
Presentation cable 8 m/26 ft Gray HDMI 1.4b (with repeater)	CAB-PRES-2HDMI-GR	
HDMI 2.0 cable 1.5 m/5 ft, gray	CAB-2HDMI-1.5M-GR	
HDMI 2.0 cable 3 m/10 ft, gray	CAB-2HDMI-3M-GR	
Ethernet cable 1.5 m/5 ft, gray	CAB-ETH-1.5M-GR	
Ethernet cable 3 m/10 ft, gray	CAB-ETH-3M-GR	
Ethernet cable 5 m/16.4 ft, gray	CAB-ETH-5M-GR	
Ethernet cable 4 m, gray	CAB-CAT5E-4M	

Table 2. Ordering information

PRODUCT NAME	PART NUMBER	COMPLIANCE MODEL NUMBER
Ethernet cable 8 m, gray	CAB-CAT5E-8M	
Ethernet cable 12 m, gray	CAB-CAT5E-12M	
Catalyst 1200 8-port GE Switch, Full PoE, 2x1G Combo	C1200-8FP-2G-OPT	
Software options – Ordered separately		
Remote Monitoring	L-ROOM-RM (L-TP-RM)	
MultiSite (embedded multipoint)	L-KITEQ-MS (L-ROOM-PAK)	
AV integrator pack	L-KITEQ-AV (L-ROOM-PAK)	
Optional components spares – Ordered separately		
Rack ears for Codec EQ SPARE	CS-CODEC-EQ-RCK=	
Wall-mount kit for Codec EQ SPARE	CS-CODEC-EQ-WMK=	
Codec EQ Antennas SPARE	CS-CODEC-EQ-ANT=	
Cisco Quad Camera (First Light) SPARE	CS-QUADCAM2=	TTC8-10
Cisco Quad Camera (Carbon Black) SPARE	CS-QUADCAM2-C=	TTC8-10
Cisco Room Vision PTZ Camera, Arctic White - SPARE	CS-CAM-RVPTZ-L=	TTC8-13
Cisco Room Vision PTZ Camera, Carbon Black - SPARE	CS-CAM-RVPTZ-C=	TTC8-13
Cisco PTZ 4K Camera - SPARE	CS-CAM-PTZ4K=	EVI-X200C
Cisco Room Navigator table-stand First Light SPARE	CS-T10-TS-L-K9=	TTC5-15
Cisco Room Navigator wall-mount First Light SPARE	CS-T10-WM-L-K9=	TTC5-15
Cisco Room Navigator table-stand Carbon Black SPARE	CS-T10-TS-C-K9=	TTC5-15
Cisco Room Navigator wall-mount Carbon Black SPARE	CS-T10-WM-C-K9=	TTC5-15
Power supply 12VDC 70W for Quad Camera SPARE	PSU-12VDC-70W-GR=	
Cisco Codec EQ Spare Unit SPARE	CS-CODEC-EQ=	TTC6-15
Cisco Codec EQ Spare Unit Non-Radio SPARE	CS-CODEC-EQ-NR=	TTC6-15

Warranty information

Cisco Room Kit EQ has a 1-year limited liability warranty, learn more on [Product Warranties](#) page.

Cisco environmental sustainability

Information about Cisco’s environmental sustainability policies and initiatives for our products, solutions, operations, and extended operations or supply chain is provided in the “Environment Sustainability” section of Cisco’s [Corporate Social Responsibility](#) (CSR) Report.

Reference links to information about key environmental sustainability topics (mentioned in the “Environment Sustainability” section of the CSR Report) are provided in the following table:

SUSTAINABILITY TOPIC	REFERENCE
Information on product material content laws and regulations	Materials
Information on electronic waste laws and regulations, including products, batteries, and packaging	WEEE compliance

Cisco makes the packaging data available for informational purposes only. It may not reflect the most current legal developments, and Cisco does not represent, warrant, or guarantee that it is complete, accurate, or up to date. This information is subject to change without notice.

Cisco Service and Support


Cisco and our partners provide a broad portfolio of smart, personalized services and support that can help you realize the full business value of your Cisco collaboration investment by increasing business agility and network availability. This portfolio of services accelerates business innovation by harnessing the network as a powerful business platform.

For more information about these services, visit: <https://www.cisco.com/go/collaborationservices>.

Cisco Capital

Flexible payment solutions to help you achieve your objectives

Cisco Capital makes it easier to get the right technology to achieve your objectives, enable business transformation and help you stay competitive. We can help you reduce the total cost of ownership, conserve capital, and accelerate growth. In more than 100 countries, our flexible payment solutions can help you acquire hardware, software, services and complementary third-party equipment in easy, predictable payments. [Learn more](#).



For more information

Learn more about the [Cisco Room Kit EQ](#)

Explore [Cisco Workspaces and Workspace Designer](#)

April 2026
C78-3267902-04